

COMPETITOR SERIES®

C-HP-2-12

C-HP-4-24

C-HP-6-36

HOT PLATES

- Heavy duty cast iron removable trivets
- 25,000 BTU manually controlled burners
- Removable, full width slide out waste tray
- Beautiful ergonomic design and easy to clean
- High polished, stainless steel exterior and chrome temperature knobs
- (4) adjustable stainless steel feet
- Comes standard as Natural Gas with L.P orifice kit for in-field conversion
- Migali Industries® Protection Plan: 2 Year Parts & Labor Warranty

MODEL	BURNERS	TOTAL BTU NG / LP	BTU PER BURNER - NG / LP	IN TAKE TUBE PRES- SURE (W.C.) NG / LP	NOZZLE NO. NG / LP	IGNITION	VALVE TYPE	TOP PLATE SIZE W X D X H	EXTERIOR DIMENSIONS W X D X H	PACKAGING DIMENSIONS W X D X H	WEIGHT	PACKAGED WEIGHT
C-HP-2-12	2	50,000	25,000	4 / 10	#43 / #53	Manual	Pilot Light	(2) 11.8 x 11.8	12 x 27.6 x 13.1	15 x 29.9 x 16.5	56 lbs.	80 lbs.
C-HP-4-24	4	100,000	25,000	4 / 10	#43 / #53	Manual	Pilot Light	(4) 11.8 x 11.8	24 x 27.6 x 13.1	26.8 x 29.9 x 16.5	97 lbs.	125 lbs.
C-HP-6-36	6	150,000	25,000	4 / 10	#43 / #53	Manual	Pilot Light	(6) 11.8 x 11.8	36 x 27.6 x 13.1	38.6 x 29.9 x 16.5	137 lbs.	180 lbs.

Gas Connection: 3/4" NPT on the right

Clearance for combustible work area: 6" rear & 15" sides - Do Not Store Combustibles Underneath Unit

NOTE: Altitudes over 2,000 feet may need high latitude orifice adjustments to deliver BTU output listed

FOR COMMERCIAL USE ONLY

NOTE: MIGALI® RESERVES THE RIGHT TO CHANGE SPECIFICATIONS WITHOUT NOTICE

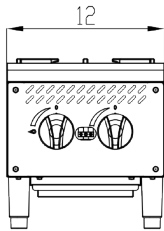


TOLL FREE: 800.852.5292
WEB: www.migali.com

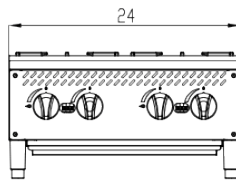


DIMENSIONAL DRAWINGS

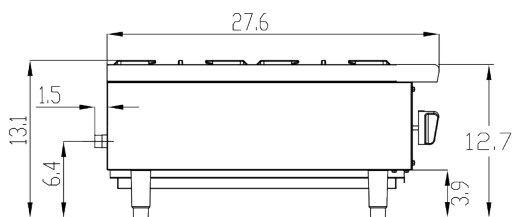
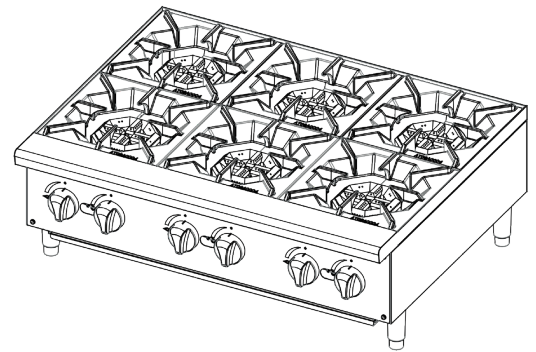
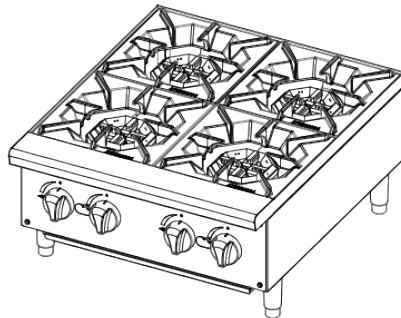
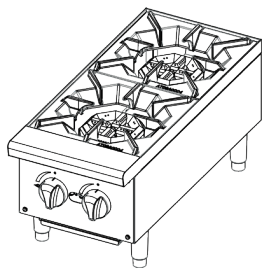


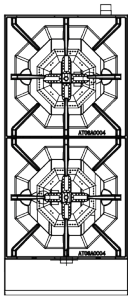
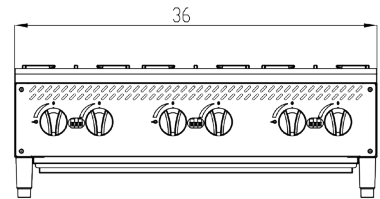
C-HP-2-12



C-HP-4-24



C-HP-6-36



SIDE VIEW



MIGALI® REMAINS AN AMERICAN FAMILY COMPANY SINCE 1955